



## Foster Eco Premier Cabinets

the ultimate in refrigeration

In refrigeration, one name has always led the way, Foster. This is epitomised in the form of the Eco Premier, the pinnacle in commercial refrigeration cabinets.

Eco Premier's unique combination of features comes together to make the ultimate in foodservice refrigeration. Discover the Eco Premier for yourself and you'll understand why.



*top mount models for maximum storage capacity*

*bottom mount models, preferable in a hot environment because it takes cooler air from near the floor*



## range

- Choose from the widest range of models and options on the market today
- Choice of top mounted refrigeration for easy access or bottom mount for maximum efficiency in high ambient conditions
- Dual temperature cabinets available
- ECA approved models available



## capacity

- 9 storage capacities available from 400 to 1350 litres
- 1.8m or 2.1m height options
- Two depths available: Gastronorm: 800mm deep Slimline: 700mm deep for narrow work spaces or difficult access
- Concealed fan and evaporator for improved safety and more usable space

## environment

- All products conform to current environmental legislation
- Zero ODP refrigerants and insulation
- Energy-saving Hydrocarbon refrigerant option offers up to 15% saving on running costs
- Over 95% recyclable
- Minimal noise output which is important in certain locations



double door models for maximum storage space on a given footprint



dual temperature - also showing the half door option



glass door for merchandising of product



fish models optimise the storage conditions to keep fish fresh



wine models include racking for bottle storage



*user friendly menu controls temperature, operational warning alarms and fault diagnosis*



*compact refrigeration system featuring easily removable lid for service access  
Patent Applied No. 0019600.6 (Britain)  
No. 01306451.4 (Europe)  
No. 30385 (US)*



*stainless steel anti-tilt slides and shelves featuring anti-spill upstand to prevent spillage*



*completely removable racking makes cleaning the interior easy*

## temperature

- 6 temperature options
- High refrigeration specification ensures it works efficiently in hot kitchens (exceeds ISO Climate Class 5 operation up to 43°C ambient - the toughest ISO test for commercial refrigeration)
- Advanced microprocessor controls are easy to read and operate
- Simple to use LED temperature display with operating and safety alarms
- Hot gas defrost is quicker and creates lower temperature rise and faster temperature recovery
- Circularair air ducting ensures an even temperature throughout even when shelves are fully loaded



## hygiene

- Easy to clean, non-rusting 304 grade stainless steel exterior as standard
- Unique fluted trayslides are easy to guide and prevent shelves from tipping
- No visible screws or fixings
- One piece door; no breakable handle or dirt traps
- Coved interior for easy cleaning
- Completely removable internal fittings slide on and off for cleaning
- Lockable castors for easy positioning and cleaning around cabinet

## reliability

- 60mm all round insulation maximises energy efficiency
- Energy efficient, self-closing doors with durable stainless steel hinges
- Double dipped, coated coils prevent corrosion and prolong refrigeration system life
- Impact resistant, PVC thermal break helps maintain temperature difference and offers easy access for servicing
- Removable easy clean condenser filter keeps coil in excellent running condition
- Completely removable refrigeration plug - fully replaceable if necessary

*choice of stainless steel leg, levelling bolt, stainless steel marine leg and lockable swivel castor*



*inset lights on glass door models offer maximum illumination using minimum space*



*complete stainless steel back option for island siting*



*marine option with bulkhead fixings and vermin proofing*



# Foster Eco Premier Cabinets

individual features that create the complete solution



Solid state fan cut-out switch with automatic alignment reduces temperature loss when door is open



Easy to read temperature display with wipe clean finish




Service parameters are easily accessed with advanced fault diagnosis to assist a service call-out



Doors open past 180° for easy access and loading



Fully floating lock keep reduces the chance of accidental breakage  
Patent Applied  
No. 0019598.2 (Britain)  
No. 01306450.6 (Europe)  
No. 30386 (US)



Trayslides adjustable at 25mm intervals providing maximum flexibility for all food types



Wide magnetic gasket gives effective seal and is removable for easy cleaning



Individual shelf loading up to 40kg meets the loading requirements of almost any food type




Removable thermal break gives easy access to door frame heaters  
Patent Applied  
No.0019596.6 (Britain)  
No. 01306449.8 (Europe)  
No. 30384 (US)



Lockable swivel castors with polyurethane tyres which will not mark floors



304 grade stainless steel exteriors as standard



Improved, deeper, radiused 304 stainless steel base



<b>E</b> <i>Eco</i>	<b>PREM</b> <i>Premier range abbreviation</i>	<b>G</b> <i>Gastronorm or Slimline model</i>	<b>600</b> <i>Capacity (litres)</i>	<b>H</b> <i>Temperature (H Refrigerator)</i>
------------------------	--	---	--	---

# Foster Eco Premier Cabinets

## temperatures & capacities

Dimensions (w x d x h) mm



700 x 800 x 1780



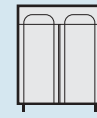
700 x 840 x 2080



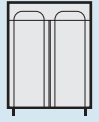
700 x 800 x 2080



820 x 700 x 2080



1440 x 800 x 1780



1440 x 800 x 2080

Gastronorm Cabinets	G 500	G 550	G 600	Broadway B 600	G 1100	G 1350
nett capacity (litres)	500	550	600	600	1100	1350
refrigerator (+1°/+4°C)	EPREM G 500 H	EPREM G 550 H	EPREM G 600 H	EPREM B 600 H	EPREM G 1100 H	EPREM G 1350 H
freezer (-18°/-21°C)	EPREM G 500 L	EPREM G 550 L	EPREM G 600 L	EPREM B 600 L	EPREM G 1100 L	EPREM G 1350 L
meat/chill (-2°/+2°C)	-	-	EPREM G 600 M	-	-	EPREM G 1350 M
fish (-1°/+1°C)	-	-	EPREM G 600 F	-	-	EPREM G 1350 F
heated (+85°/+87°C)	-	-	EPREM G 600 X	-	-	-
dual temp. (+1°/+4°C) (-18°/-21°C)	-	-	PREM G 300/300 HL	-	-	-
wine temp. (+10°/+12°C) option available on H temps	●	-	●	-	●	●
no. of shelves	3	3	4	4	6	8
shelf size (mm)	530 x 650	530 x 650	530 x 650	530 x 650	530 x 650	530 x 650

PREM G 300/300 depth 840mm

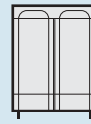
Dimensions (w x d x h) mm



700 x 700 x 1780



700 x 740 x 2080



1440 x 740 x 2080

Slimline Cabinets	S 400	S 450	S 1000
nett capacity (litres)	400	450	1000
refrigerator (+1°/+4°C)	EPREM S 400 H	EPREM S 450 H	EPREM S 1000 H
freezer (-18°/-21°C)	EPREM S 400 L	EPREM S 450 L	EPREM S 1000 L
fish (-1°/+1°C)	EPREM S 400 F	-	-
wine temp. (+10°/+12°C) option available on H temps	●	-	-
no. of shelves	3	4	8
shelf size (mm)	530 x 550	530 x 550	530 x 550

Allow 150mm above top mounts for ventilation

## wet fish storage

models	S 400 F	G 600 F	G 1350 F
no. of fish boxes	6	7	14
storage capacity	150kg (24st)	198kg (31st)	396kg (62st)



Cooling system is specially designed to prevent surface of fish from drying  
NB: Fish models require a drain

## wine bottle capacity

models	S 400	G 500	G 600	G 1100	G 1350
no. of wine bottles	55	110	140	220	280

Based on 75cl bottles

# features and options

-  Standard
-  Optional

		FINISH	DOORS					KITS	REFRIGERATION	ELECTRICS	ACCESSORIES																		
		304 stainless steel exterior/aluminium interior	304 stainless steel exterior/interior	complete 304 stainless steel back for island siting	full solid door(s)	left hand hinged door	half solid door(s)	full glass door(s) and lighting*	glass door (no light)	door pull handle	wine kit**	marine kit	temperature monitoring	hydrocarbon***	glycol (on request)	R134a	R404a	remote (less condensing unit) legs fitted as std	helicoil mains lead	230V/1/50Hz	220V/1/60Hz	115V/1/60Hz****	castors 100mm	castors 80mm	150 or 100mm legs (100mm std. on remote)	levelling bolts	additional s/steel shelf (GN 2/1, Slimline)	nylon coated basket (GN 2/1, Slimline)	
TOP MOUNT	S 400	EPREM S 400 H	●	●	●	●	●	●	●	●	●	●	●	●	●	●	●	●	●	●	●	●	●	●	●	●	●	●	
		EPREM S 400 L	●	●	●	●	●	●	●	●	●	●	●	●	●	●	●	●	●	●	●	●	●	●	●	●	●	●	●
		EPREM S 400 F	●	●	●	●	●	●	●	●	●	●	●	●	●	●	●	●	●	●	●	●	●	●	●	●	●	●	●
	G 500	EPREM G 500 H	●	●	●	●	●	●	●	●	●	●	●	●	●	●	●	●	●	●	●	●	●	●	●	●	●	●	●
		EPREM G 500 L	●	●	●	●	●	●	●	●	●	●	●	●	●	●	●	●	●	●	●	●	●	●	●	●	●	●	●
	G 600	EPREM G 600 H	●	●	●	●	●	●	●	●	●	●	●	●	●	●	●	●	●	●	●	●	●	●	●	●	●	●	●
		EPREM G 600 L	●	●	●	●	●	●	●	●	●	●	●	●	●	●	●	●	●	●	●	●	●	●	●	●	●	●	●
		EPREM G 600 M	●	●	●	●	●	●	●	●	●	●	●	●	●	●	●	●	●	●	●	●	●	●	●	●	●	●	●
		EPREM G 600 F	●	●	●	●	●	●	●	●	●	●	●	●	●	●	●	●	●	●	●	●	●	●	●	●	●	●	●
	G 1100	EPREM G 600 X	●	●	●	●	●	●	●	●	●	●	●	●	●	●	●	●	●	●	●	●	●	●	●	●	●	●	●
		EPREM G 300/300 HL	●	●	●	●	●	●	●	●	●	●	●	●	●	●	●	●	●	●	●	●	●	●	●	●	●	●	●
		EPREM G 1100 H	●	●	●	●	●	●	●	●	●	●	●	●	●	●	●	●	●	●	●	●	●	●	●	●	●	●	●
	G 1350	EPREM G 1100 L	●	●	●	●	●	●	●	●	●	●	●	●	●	●	●	●	●	●	●	●	●	●	●	●	●	●	●
		EPREM G 1350 H	●	●	●	●	●	●	●	●	●	●	●	●	●	●	●	●	●	●	●	●	●	●	●	●	●	●	●
		EPREM G 1350 L	●	●	●	●	●	●	●	●	●	●	●	●	●	●	●	●	●	●	●	●	●	●	●	●	●	●	●
EPREM G 1350 M		●	●	●	●	●	●	●	●	●	●	●	●	●	●	●	●	●	●	●	●	●	●	●	●	●	●	●	
EPREM G 1350 F		●	●	●	●	●	●	●	●	●	●	●	●	●	●	●	●	●	●	●	●	●	●	●	●	●	●	●	
Broadway	EPREM B 600 H	●	●	●	●	●	●	●	●	●	●	●	●	●	●	●	●	●	●	●	●	●	●	●	●	●	●	●	
	EPREM B 600 L	●	●	●	●	●	●	●	●	●	●	●	●	●	●	●	●	●	●	●	●	●	●	●	●	●	●	●	
BOTTOM MOUNT	S 450	EPREM S 450 H	●	●	●	●	●	●	●	●	●	●	●	●	●	●	●	●	●	●	●	●	●	●	●	●	●	●	
		EPREM S 450 L	●	●	●	●	●	●	●	●	●	●	●	●	●	●	●	●	●	●	●	●	●	●	●	●	●	●	●
	G 550	EPREM G 550 H	●	●	●	●	●	●	●	●	●	●	●	●	●	●	●	●	●	●	●	●	●	●	●	●	●	●	●
		EPREM G 550 L	●	●	●	●	●	●	●	●	●	●	●	●	●	●	●	●	●	●	●	●	●	●	●	●	●	●	●
	S 1000	EPREM S 1000 H	●	●	●	●	●	●	●	●	●	●	●	●	●	●	●	●	●	●	●	●	●	●	●	●	●	●	●
		EPREM S 1000 L	●	●	●	●	●	●	●	●	●	●	●	●	●	●	●	●	●	●	●	●	●	●	●	●	●	●	●

On Dual Temps R134a standard on refrigerator; R404a standard on freezer

Glass Door on Pass Through one side only

\* Glass door ambients - H temp 32°C ambient, L temp 25°C ambient

\*\* Wine kit includes wine rack in lieu of shelves. If a glass door is required this must also be specified at the time of ordering

\*\*\* Hydrocarbon option not available with glass door option

\*\*\*\* Supplied as 220v cabinet with separate transformer for conversion to 115v supply