

# 'stable' cottage door blank


STABLE RANGE OF DOOR STYLES



White




Red



Blue




Green



Black



Gold Oak



Rose Wood



An elegant yet affordable 'kit' solution for Stable Doors utilising a specially developed mid-railed Cottage Stable door blank, with the Winkhaus STV-F M1 lock and door roller latch on the upper door and the STV-FG M1 45S on the lower door. A Rack Bolt joins the two halves with the 'rebate' formed by two Exitex Double door centre seals DDCCS 1.01.105 and Exitex rain deflectors.

Tel: +44 (0)845 2000 816

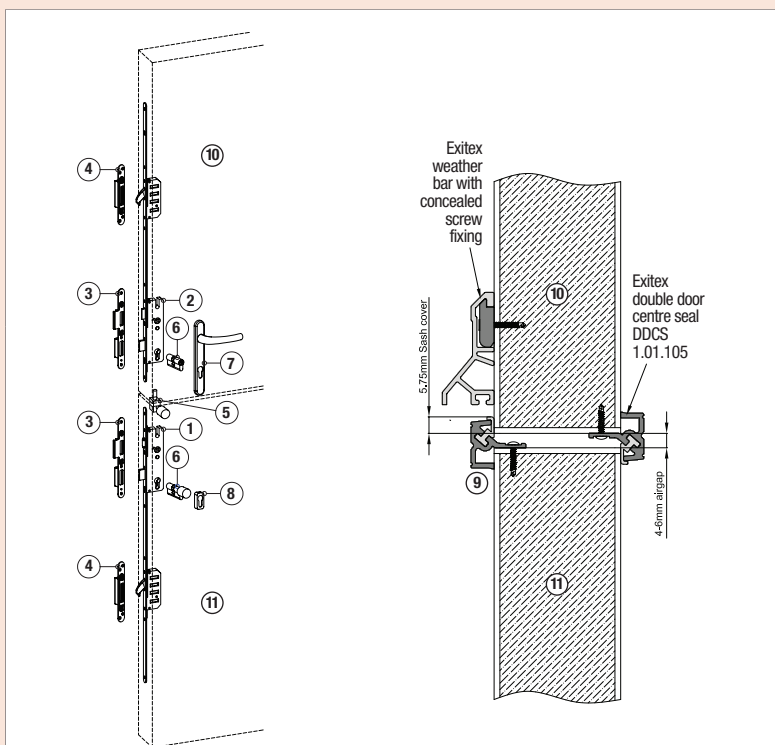
**D1stinction**  
door solutions

[www.distinctiondoors.co.uk](http://www.distinctiondoors.co.uk)

# 'stable' cottage door blank

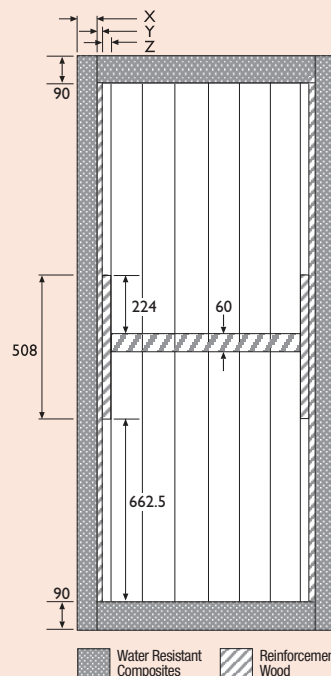

STABLE RANGE OF DOOR STYLES

## DOOR SPECIFICATIONS



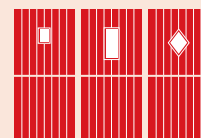
Item Number	Component Description	Color Options	Quantity Required
1	Winkhaus Lower Stable Door Lock 45mm Backset	Silver Only	1
2	Winkhaus Upper Stable Door Lock 45mm Backset	Silver Only	1
3	Winkhaus Latch & Dead Bolt Keep R/H or L/H	Silver Only	2
4	Winkhaus Upper & Lower Hook Bolt Keep	Silver Only	2
5	Rack Bolt and Thumb Turn	Silver, Gold or White	1
6	35/35 Keyed alike Thumb Turn Cylinders	Brass or Nickel	2
7	Trojan Lever/Lever Sparta Handle	Silver, Gold or White	1 Pair
8	Escutcheon	Silver, Gold or White	2
9	Exitex meeting stile and rain deflector kit (to be trimmed)	Black, Blue, Green, Red, White and Gold	1Kit
10	Upper Half Stable Door Blank	White, Green, Blue, Black, Red, Golden Oak, Rose Wood, Golden Oak on Golden Oak, Rose Wood on Rose Wood	1
11	Lower Half Stable Door Blank	As Above	1
12	ERA Adjustable Challenger Hinges (not shown)	Chrome, Gold or White	4

Note: Components may be ordered from Distinction with the exception of Component 6 which is supplied by others



Blank Size	STRUCTURAL DIMENSIONS					TRIMABILITY		
	A	B	X	Y	Z	Top	Sides (each)	Bottom
762 x 2013mm	94mm	99mm	60mm	20mm	-	70mm	40mm	70mm
838 x 2013mm	103mm	110mm	60mm	20mm	30mm	70mm	40mm	70mm
914 x 2013mm	113mm	118mm	60mm	20mm	30mm	70mm	40mm	70mm

## CASSETTE CONFIGURATIONS



The cottage door is a 'blank canvas' for any of our 13 cassette styles.