
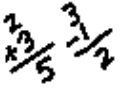












# CURRICULUM INFORMATION FOR PARENTS

Class L

Term Summer 2010

English		Who's in the shed, The Tide, Is There Room on the Bus? Pass the Jam Jim, Breakfast
Mathematics		Number, Calculations, money, 2 D shape Position and direction big and small, Length
Science		Grouping and changing materials Twisting, bending and stretching materials. Changes when materials are heated or cooled. Investigation with ice.
PSHCE		Road safety To play together e.g. with model people, boats, trains, planes, cars on a roadway layout and in role play. Workshop to mend vehicles - role play.
Art & Design		Drawing, painting vehicles Range of paint effects e.g. wax resist, bubble painting, vehicle tracks
Religious Ed.		The role of the church in the local community. Stories from the Old Testament, Bible story of Noah's Ark
History		Old and new vehicles Visit the Maritime museum - horse drawn carriage, canal boat.
Geography		Local walk, road safety, map of local area Train play (brio), Canal waterway play, Road ways play, Dress up for different journeys, Pretend journeys e.g. train, bus, or boat
Music		Listen to and play music related to transport. Go on a journey to space.
Physical Ed.		Dance - Movements to music - Pretend journey to different places - Actions for different kinds of transport
Design & Technology		Make a car racing game or 2D model vehicle Simple lever and sliding mechanisms Construction kits to make vehicles
ICT		Control Beebots, Remote control vehicles Cross curricula Individual work

**MEMO** Swimming starts on Friday  
Thank you for sending P.E. kit. If you haven't sent it yet, please can we have it as soon as possible?

April. Please send swimming kit to school.