



We supply or install quality laminate work surfaces

Bringing together an upbeat choice of styles and an unrivalled range of size specifications. We supply full or partial lengths tailored to your specification at very competitive prices. Quickwood can supply the diversity of styles available in a choice of 61 decors and accessories. Whether you are about to purchase a new kitchen or may want to update your existing one, we supply or fit a comprehensive range of replacement doors and components to give your kitchen a new lease of life.

As well as sample requests a qualified team are on hand to answer any queries or suggestions with the work surfaces on view, we can also quote for any items or installation assistance you may require.


Decor Range






**Natural Oak
Block**

Quadra



**Harvard Oak
Block**

Quadra



Block Walnut

Quadra




White Beech

Classic




**White
BeechPaquet**

Classic




**Light Tuscan
Olive**

Quadra



**Plum
Butcherblock**

Quadra




Natural Bamboo

Quadra




Mocha Bamboo

Quadra



Ikebana Wood

Quadra



Woodmix Block

Quadra



Castello Granite

Quadra



Caldera Marble

Classic



Crystal Black

Classic



Black Brazil

Classic



Travertine

Quadra



StarBlack



Light Marble

Classic



Sienna Granite

Quadra




Verona Granite

Quadra



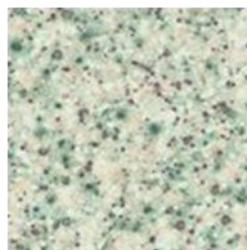
Belluno Granite

Classic




Green Polar Granite

Classic



Mirabelle Corro

Classic




Blue Himalaya

Classic




Grey Limestone

Classic



Black Limestone

Classic




Mars

Quadra



Jura Marble

Quadra



Brown Sahara

Quadra




Desert Sand

Quadra




Venetian Granite

Quadra



Pumice

Quadra



Glacial Storm

Quadra



Grey Limestone

Classic



Taurus Sand

Classic



Taurus Stone

Quadra



Tuscan Granite

Classic



Welsh Slate

Quadra



Sandstone

Quadra



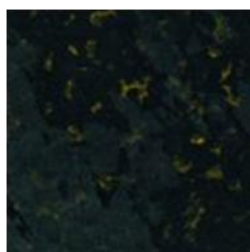
Dune

Quadra



Metallic Polaris

Quadra




Star Black

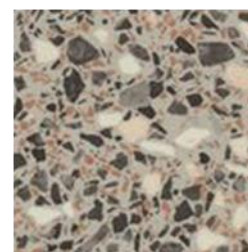
Quadra



**Beige Neuzeit
Stone Classic**



**Green-Black-
Copper Neuzeit
Stone Classic**




Anthracite Peru

Classic




Flash Black

Quadra




Quartz Stone

Quadra




Dark Anthracite

**Fino
Classic**




Corn

Classic




Brushed Aluminium

Quadra



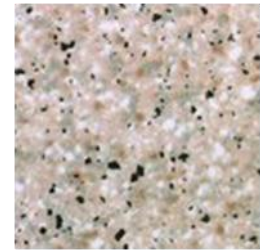
Grey Myriade

Quadra



Black Myriade

Classic




Beige Orion

Quadra



Tula Quartz

Quadra



Astral Quartz

Quadra

Crystal White

Quadra



Worktops - Resistant to... * Melamine resin is the hardest of all synthetically produced organic materials. This is the reason for the high scratch and wear resistance of HPL. The high impact resistance of the material is due to the elasticity of phenolic resin.

These properties also explain the high resistance of HPL to chemicals and heat. Burning a cigarette on the surface of HPL is one of the quality tests specified in BS/EN 438, which also determines all the other qualities important for the user.

However, the bottoms of some saucepans can become extremely hot and we recommend using a protective pad.

* Conforming to BS/EN 438



Cleaning Instructions

There's nothing easier than cleaning and caring for Quickwood Kitchen Worktops.

A major advantage of our Worktops is that the HPL surface makes cleaning so simple. Usually a moist cloth is sufficient, but use washing-up liquid to get rid of any grease. Stubborn dirt can be removed with an organic solvent such as methylated spirits or alcohol. Brushes with hard bristles (but not wire brushes) may also be used.

Light stains/dirt	Cleaning:
	Dry or damp paper towels, a cloth or sponge.
Normal stains/dirt	Cleaning:
e.g. fat, oil and dirt particles, finger marks, lime deposits, rust, juice, coffee, tea, wax, blood, universal marker etc.	With a cloth or soft nylon brush and washing powder, soft soap, toilet soap or washing-up liquid. If necessary, leave for a while and then rinse thoroughly with clean water.

Heavy stains/dirt	Cleaning:
e.g. discolouration through long exposure to tea, coffee, fruit juice etc.	With washing powder and household bleach (but do not repeat too often).
e.g. lead pencil, felt-tip pens, marker and ball-point pens, lipstick, crayons, wax, shoe polish, nicotine, nail varnish.	With an organic solvent such as acetone (nail varnish remover), methylated spirits, petroleum spirit, perchloroethene. Read the manufacturer's instructions carefully!
e.g. paint (water or solvent based paints, two-component paints, spray paints), varnish stains, printing ink	With water or an organic solvent. Remove two-component paints immediately.
e.g. adhesives (water-based, dispersion)	With water or an organic solvent.
e.g. two-component adhesives, urea resin, melamine, phenolic resin.	Remove immediately. Do not allow to harden!

Living with your worktop

Please do not cut or chop directly on the worktop surface – always use a chopping board or worktop saver.

Always place hot pans, ovenware and irons on a trivet or protective pad to protect the surface from the intense heat which can cause damage to the worktop if placed directly on the surface.

The use of abrasive cleaners and pads, corrosive or aggressive cleaning agents should be avoided as they will have a detrimental effect on the worktop surface.

The use of PVC aprons may affect the durability of the HPL on the post-formed edge of worktops, and could lead to premature wear in high traffic work areas such as in front of the sink and hob.

Kettles, coffee machines, fryers and other heat or damp source should not be positioned directly over worktop joints. Constant changes in temperature could lead to failure of the joint.

Cuts and scratches will be more noticeable on dark decors and gloss finishes.