



"Pussy cat, pussy cat
where have you really been?"
...with our revolutionary tracking
system, designed with your cat in mind,
you can find out! The miniaturised
transmitter comes fitted onto a safety
cat collar, which is available in Red,
Blue or Black. Our lightweight and easy
to operate receiver completes the
system, so when your loved ones
wander too far you can track them
down quickly and simply.

Quality

With over 35 years
experience in the electronics industry
and a proven record in Falcon Tracking
(telemetry) systems worldwide, our
equipment is designed with your cats
comfort in mind, to be effective,
reliable and yet still affordable.



Contents

Introduction.....	1
Guide to use when Tracking	2
Helpful Hints	2
Price List	3
The Kitty Tracker System	4
Shipping Information & Costs	5
Order Form	6

Introduction

The Kitty-Tracker System consists of: Receiver, Yagi antenna and Transmitter. The receiver is attached to the antenna by two screws and a screw in coaxial cable. It can be de-mounted if required. The Receiver takes a PP3 Battery. The Transmitter comes attached to the Safety Collar and takes a CR 1/3N Battery. All systems come with batteries included.

Guide to use when Tracking

With everything switched on, an increased signal volume will be found when the Yagi is pointed towards the transmitter. When tracking as you come nearer to the transmitter it will be necessary to turn down the "Gain" knob to maintain a directional signal. With longer distance tracking, there will be a signal detected through an angle of about 45 to 90 degrees. The centre of this angle will be the correct direction of the transmitter. The deflecting needle can sometimes give a more accurate direction.

Helpful Hints

We strongly recommend that BEFORE using the system in the "real" situation, i.e. On their cat, the user should spend time learning how everything works, and how the set performs in as many situations as possible. For instance by asking someone to hide the transmitter in various places. It will make a tremendous difference to the chances of recovery of any lost cat

We recommend that although the transmitter batteries have a lifetime of 10-15 days (continuous transmission), transmitter batteries should be changed when a double bleep is heard, so that there is always enough life in the batteries if your cat is lost

When tracking, try to use high open ground.

Use headphones to eliminate background noise whenever possible. This will cut out the audio sound from the receiver, thereby reducing the chance of frightening the cat that you are tracking, or alarming the general public, especially at night!

Price List

3 Channel Kitty-Tracker Receiver£370.00

Includes 1 Free Transmitter Collar

8 Channel Kitty-Tracker Receiver£570.00

Includes 1 Free Transmitter Collar

Kitty-Tracker Transmitter Collar£140.00

Available in **Red**, Black or **Blue**. Please state colour and channel no required on the order form

Replacement Safety Cat Collar£ 5.00

Available in **Red**, Black or **Blue**. Please state colour required on the order form

Ear-cup Single Headphone - Left£ 10.00

For use with the Kitty-Tracker Receiver to eliminate background noise

CR 1/3 N Battery£ 3.88

(Kitty-Tracker Transmitter Collar)

PP3 Battery£ 2.15


(Kitty-Tracker Receiver)

All Prices include VAT @ 20%

The Kitty-Tracker System

Receiver

This is available as a unit that can track up to 3 or 8 different transmitters, to meet your personal requirements. It is small and lightweight.




Transmitter

The range is approximately 1 mile and the battery lifetime is 10-15 days continuous transmission



As you can see from this picture of our own gorgeous tabby "Bob" the transmitter is very small and light.



Shipping Information

All orders received by 14:00 Hrs, Monday to Friday will be dispatched the same day.

Any orders received after 14:00 Hrs will be dispatched on the next working day

Please note - customers paying by cheque, orders will not be dispatched until cleared funds have been received.


For International Customers - Please bear in mind that whilst it is rare that additional taxes are charged, should this be the case then these will be your responsibility to settle. Alpha RF Ltd is unable to make any payment on your behalf and this may cause a delay in the delivery of your order.

Shipping Costs (UK Mainland Only)

ORDER	DELIVERY METHOD	£
KITTY-TRACKER SYSTEM	NEXT DAY 9AM	20.00
KITTY-TRACKER SYSTEM	NEXT DAY 1PM	10.00
KITTY-TRACKER SYSTEM	SATURDAY 9AM	25.00
KITTY-TRACKER SYSTEM	SATURDAY 1PM	15.00
CAT TRACKING COLLARS	1ST CLASS RECORDED	5.00
SPARE BATTERIES ETC	1ST CLASS RECORDED	2.50

FOR INTERNATIONAL SHIPPING COSTS, PLEASE CALL OR EMAIL US FOR A QUOTE

www.kitty-tracker.com



Order Form

Description	Colour/CH	Qty	Unit Price £ : P	Subtotal £ : P
e.g Transmitter Collar	Blue/Ch.1	1	140 : 00	140 : 00
			:	:
			:	:
			:	:
			:	:
Shipping Method				:
			Grand Total	:

Name:

Address:

Postcode:

Telephone No:

Card Number:

--	--	--	--	--	--	--	--	--	--	--	--	--	--	--	--	--	--	--	--

Expiry Date:

--	--	--	--

Issue No:

--	--	--	--

Security Code:
(3 Digits on Reverse of Card or Amex - 4 Digits on front)

--	--	--	--

Name on Card:

Cardholders Signature:

Lifetime Warranty

All Kitty-Tracker Tracking Systems are designed and manufactured by us in our factory in Kent.

We offer a Lifetime Warranty on all our Kitty-Tracker Transmitters and Receivers (excluding cat collars).

In the unlikely event that they should fail and as long as they have not been tampered with, abused or damaged through misuse or neglect we will repair or replace them free of charge. The only cost to you would be the postage to us.

International Customers - Please note that for customers outside the EU, there will be a charge for return postage.

Alpha RF Ltd

27-29 New Road, Hextable
Kent BR8 7LS

Tel: 01322 666661 Fax: 01322 665828

E-Mail: info@alpharf.co.uk

www.alpharf.co.uk

Company Registration No: 3544127



PLEASE NOTE: All goods sold are subject to our terms and conditions - available on request
All Prices subject to change without notice