

# Floordor / NTU Non Traffic Upstand Floor Access What Size? ..... ANY SIZE!

Aluminium Non Traffic Upstand Floor Access Hatches are available as single or double leaf doors.

The unit comes complete with gas spring assisted high grade magnesium alloy tread plate lid which locks in the open position with a safety hold open stay to prevent against accidental closure.


A stainless steel slam action cab lock is fitted to lock the lid and can be opened from the inside and tee key operated from the outside.

The patent marine alloy frame with unique hinges incorporates double unbroken EPDM seals to help prevent the ingress of dirt and moisture offering water and near airtight seal.

The Floordor NTU is rated at 2.5 or 5kN/m<sup>2</sup> loading

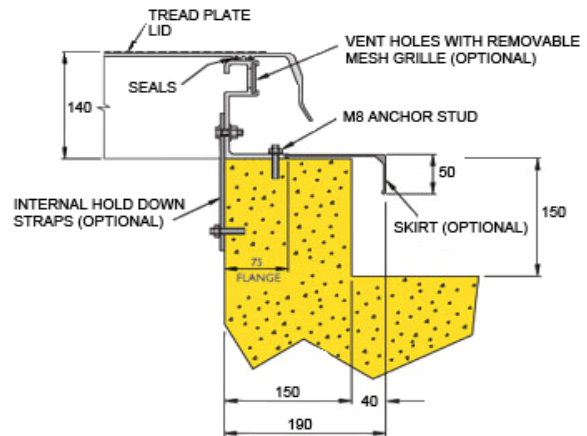
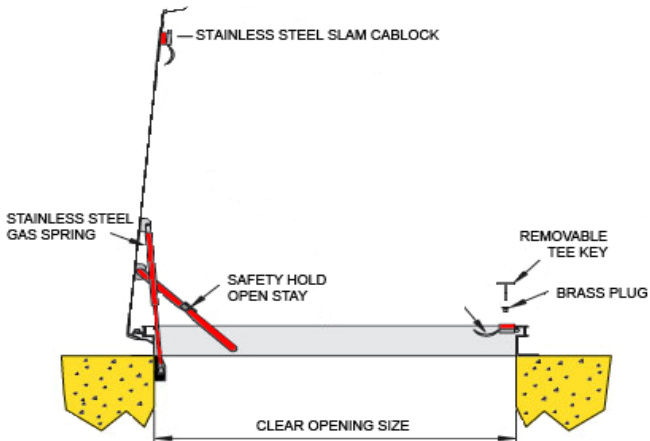
The Floordor access hatches are available as Non Fire Rated, 1, 2 or 3 Hour Fire Resistance for integrity to BS476: Parts 21 and 22: 1987

Hatches can be manufactured stainless steel where required



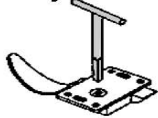
**OPEN POSITION**

**FIXING DETAIL - CLOSE UP**

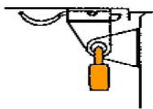


## Locking Options

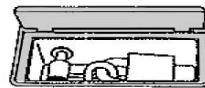
Standard Cablock & Tee Key



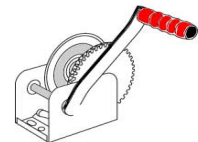
Hasp & Staple



Locking Box



Hand Winch



**M & M Access Ltd**  
5 Quarry Park Close  
Moulton Park Industrial Estate  
Northampton  
NN3 6QB

Tel: 01604 644944 Fax: 01604 644899

Email: [sales@m-maccess.co.uk](mailto:sales@m-maccess.co.uk)

Web: [www.m-maccess.co.uk](http://www.m-maccess.co.uk) / [www.access-panels.com](http://www.access-panels.com)



# MORE GRIP = NO SLIP!

Floor access hatches can now be offered in the non-slip range.


The non-slip aggregate coating is bonded to the lid of the floor access hatches

Manufactured using calcined bauxite – this is a special surfacing material which has been independently tested and proven to provide high friction contact

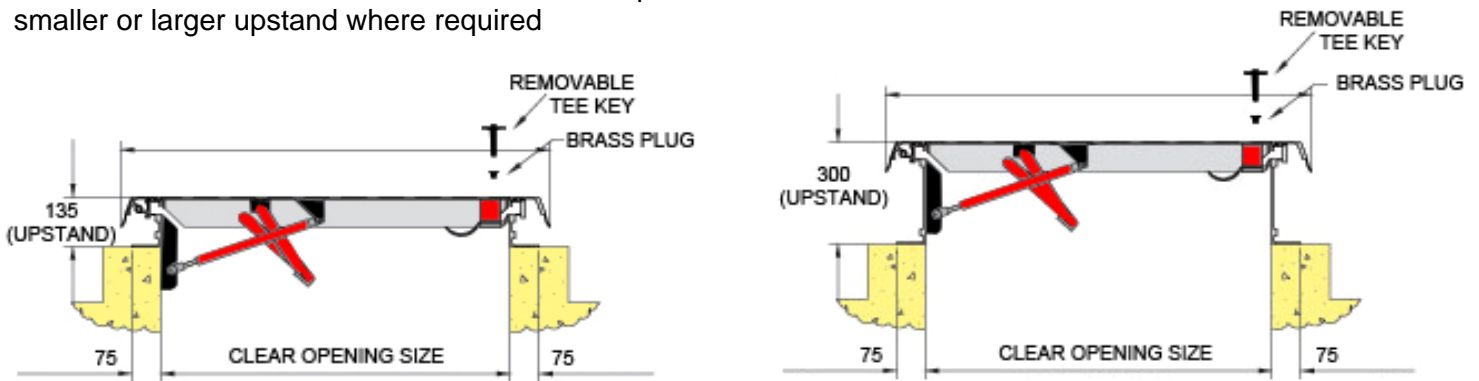
It has been specially developed to provide an aesthetically pleasing, high durable surface.

Benefits include its weather, fuel and chemical resistance - which allow it to withstand extreme temperatures.

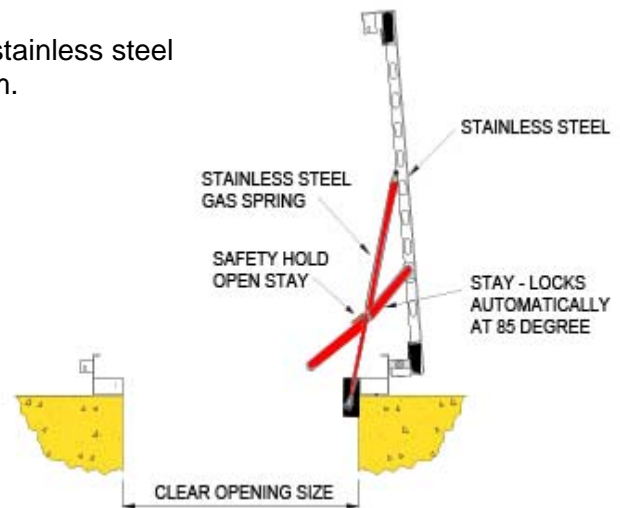
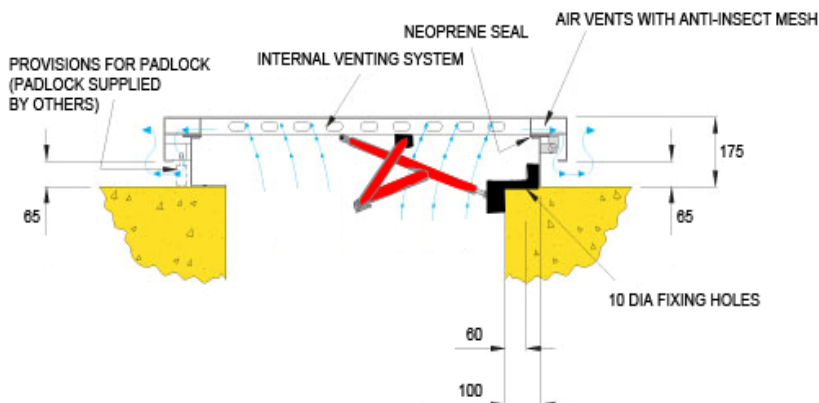
Available in any size and can be custom made to suit individual requirements.



Floordor NTU Access Hatches have a 135mm upstand as standard. Hatches can be manufactured to have a smaller or larger upstand where required



Floordor NTU Access Hatches can be manufactured in grade 316 stainless steel and incorporate a unique stainless steel micro mesh venting system. This allows stored liquids to breathe and help prevent contamination from outside



**Hatches can also be manufactured with Louvred side panels for ventilation**



## Floordor Access Hatches can be supplied with various options




Safety Grid / Ladder Extension – Perfect to assist you out of the Floordor access hatches & also acts as a barrier when folded down



Hatches can be **1, 2 or 3 Hour Fire Resistance** for integrity to BS476: Parts 21 and 22: 1987



Hatches can be single or double leaf units



Access hatches can be manufactured with louvred panels for ventilation where required



Hatches can be polyester powder coated to **ANY** standard stock RAL colour



Electric Actuator Operated  
For use with push buttons, fire alarms & key switches



Options for handrails & lockable gates around the access hatches are available



Retractable Handholds



Sound reduction properties available

If you require an option that is not shown please call our sales team today & we would be happy to assist